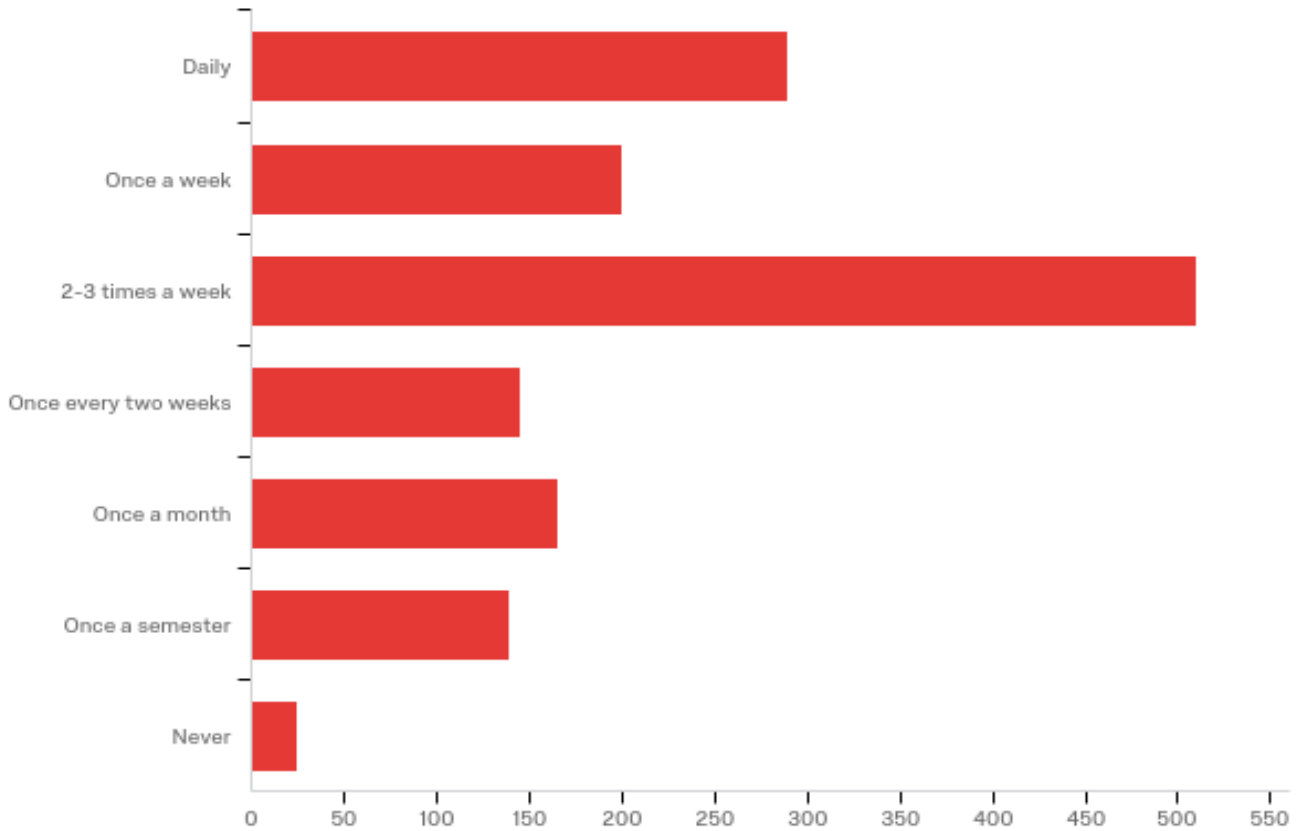


Default Report

Library Hours Survey

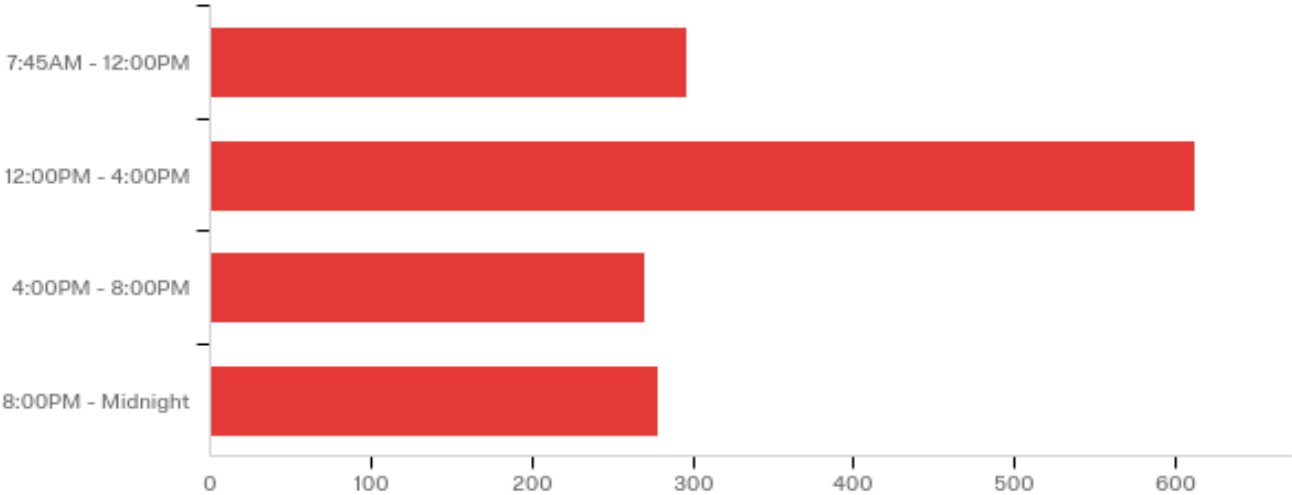
June 7th 2017, 11:01 am PDT

Q2 - On average, how often do you visit the physical library?



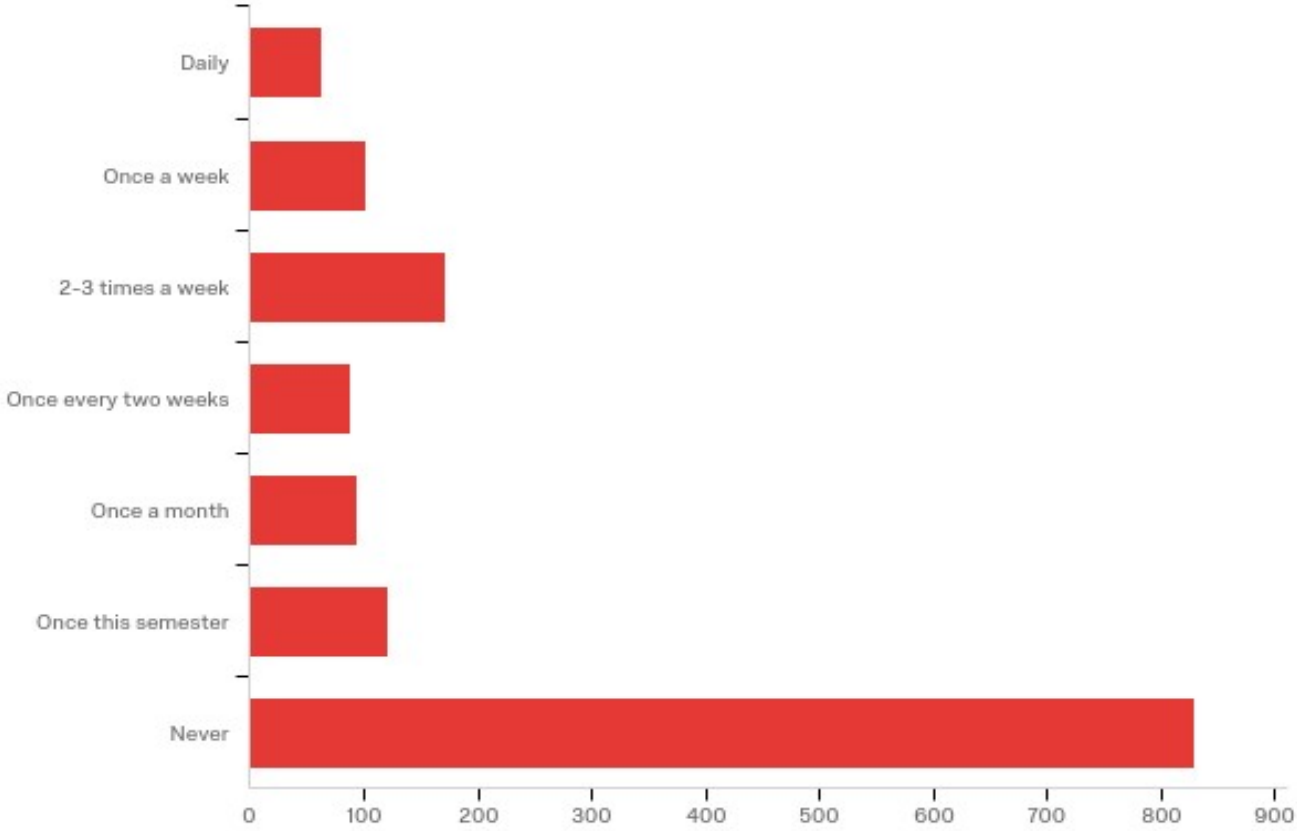
#	Answer	%	Count
1	Daily	19.63%	289
2	Once a week	13.59%	200
3	2-3 times a week	34.65%	510
4	Once every two weeks	9.85%	145
5	Once a month	11.21%	165
6	Once a semester	9.44%	139
7	Never	1.63%	24
	Total	100%	1472

Q3 - What time of day do you spend the most time in the library?



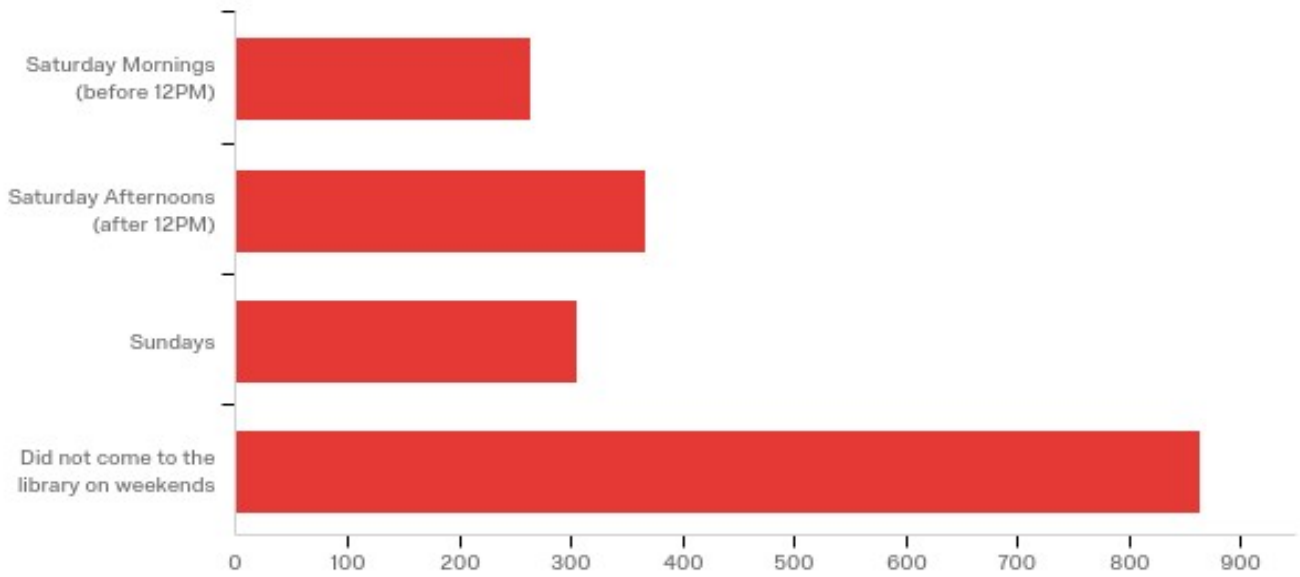
#	Answer	%	Count
1	7:45AM - 12:00PM	20.30%	296
2	12:00PM - 4:00PM	42.04%	613
3	4:00PM - 8:00PM	18.52%	270
4	8:00PM - Midnight	19.14%	279
	Total	100%	1458

Q4 - On average, how often during this semester did you stay until midnight?



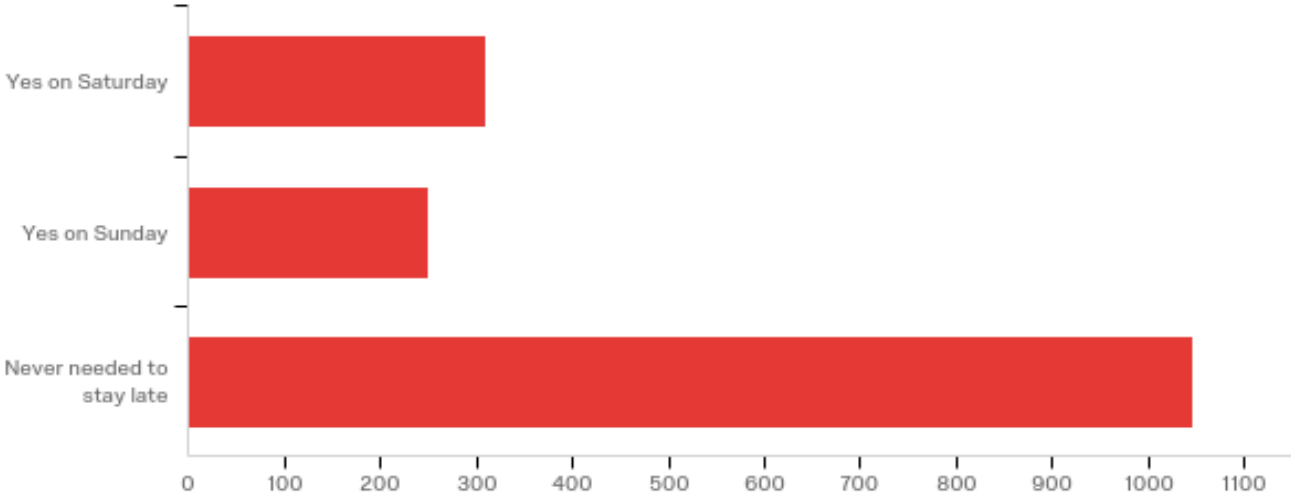
#	Answer	%	Count
1	Daily	4.29%	63
2	Once a week	6.94%	102
3	2-3 times a week	11.71%	172
4	Once every two weeks	5.99%	88
5	Once a month	6.40%	94
6	Once this semester	8.24%	121
7	Never	56.43%	829
	Total	100%	1469

Q5 - During this semester, did you come to the library on weekends? (Select all that apply.)



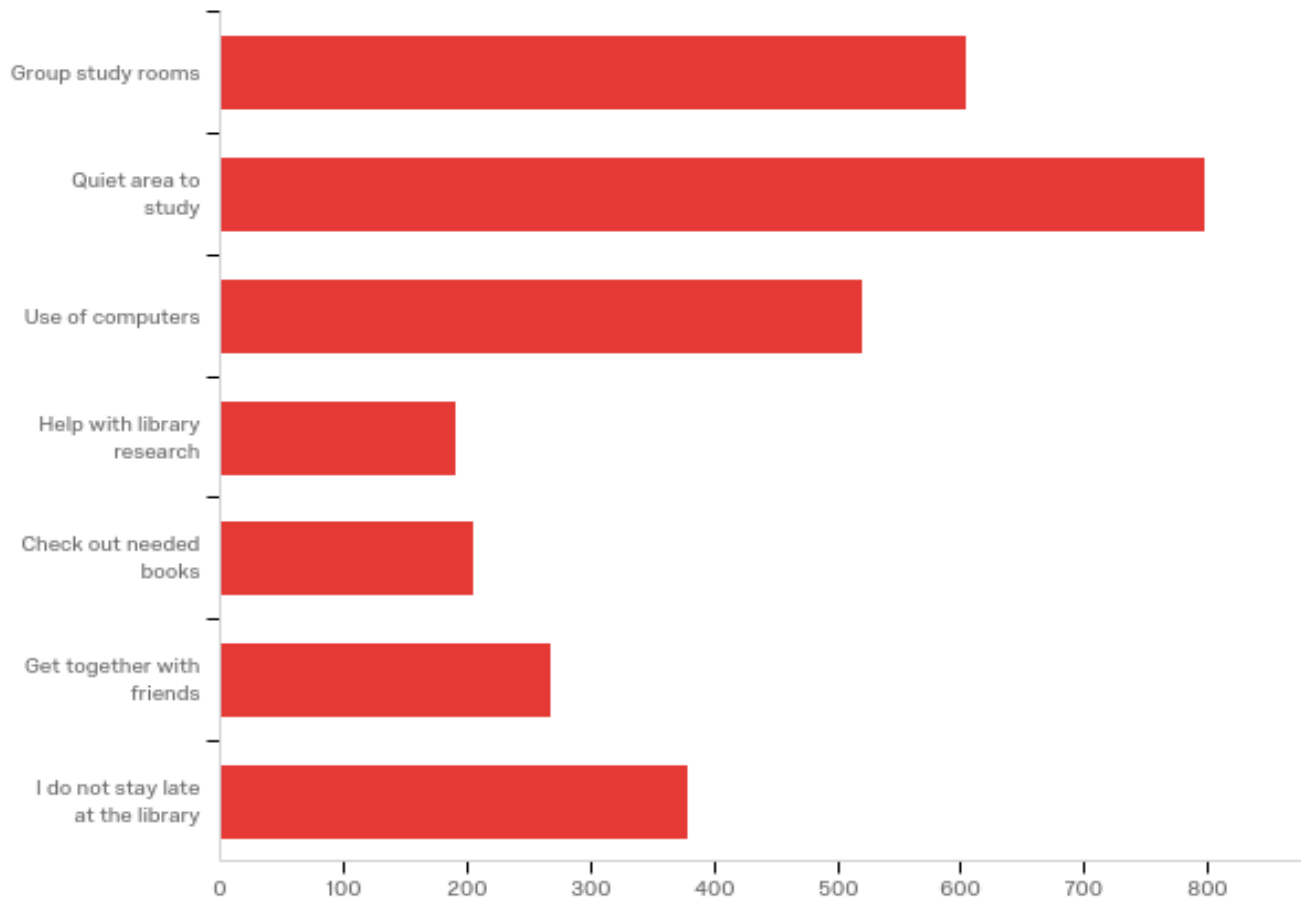
#	Answer	%	Count
1	Saturday Mornings (before 12PM)	14.66%	264
2	Saturday Afternoons (after 12PM)	20.43%	368
3	Sundays	16.94%	305
4	Did not come to the library on weekends	47.97%	864
	Total	100%	1466

Q6 - Did you ever need to stay past the library's closing time on the weekends?



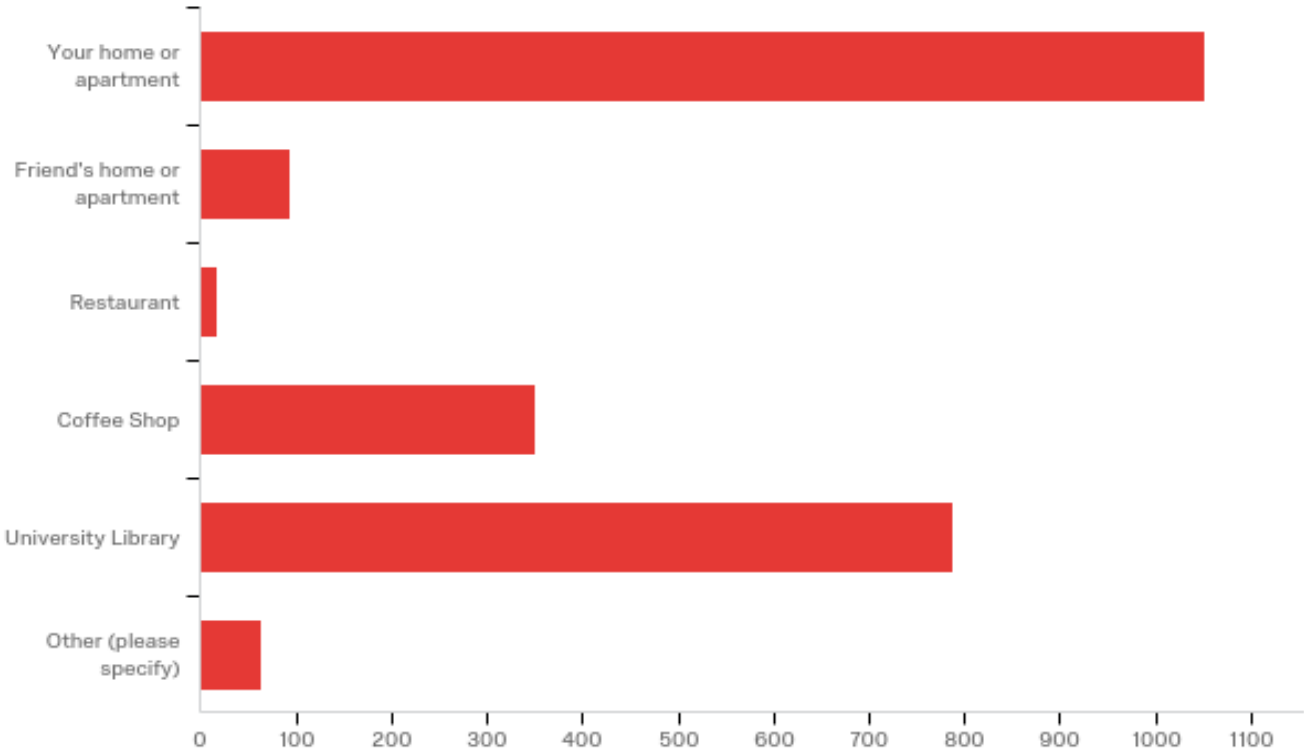
#	Answer	%	Count
1	Yes on Saturday	19.24%	309
2	Yes on Sunday	15.57%	250
3	Never needed to stay late	65.19%	1047
	Total	100%	1463

**Q7 - During this semester, what did you find most useful when staying late at the library?
(Select all that apply.)**



#	Answer	%	Count
1	Group study rooms	20.38%	604
2	Quiet area to study	26.93%	798
3	Use of computers	17.55%	520
4	Help with library research	6.45%	191
5	Check out needed books	6.92%	205
6	Get together with friends	9.01%	267
7	I do not stay late at the library	12.76%	378
	Total	100%	1465

Q8 - Currently where are your favorite places to study late into the evening? (Select all that apply.)



#	Answer	%	Count
1	Your home or apartment	44.48%	1052
2	Friend's home or apartment	3.97%	94
3	Restaurant	0.72%	17
4	Coffee Shop	14.84%	351
5	University Library	33.32%	788
6	Other (please specify)	2.66%	63
	Total	100%	1459

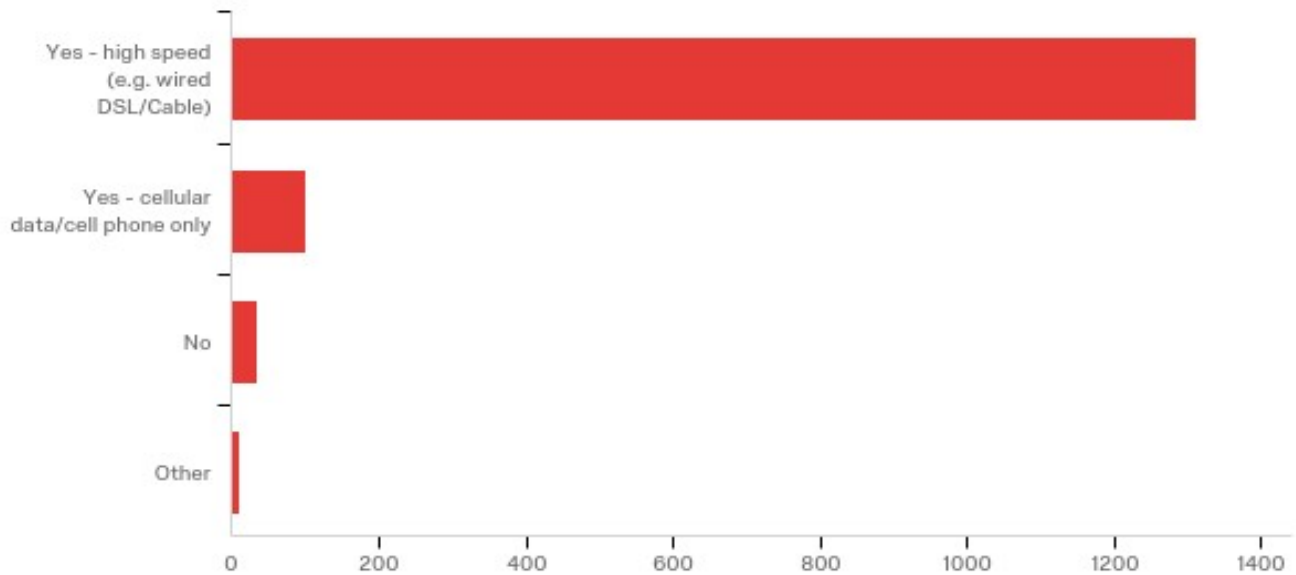
Other (please specify)

Other (please specify)
Home
Work desk

my room
Art Department
Most time in the evening I'm at home studying but I like studying in th library better. It's nice and quiet as well as spacious and claming.
Also the department lobbies
Math Lab
Although in past semesters it was the library
Places with food
Math Cave
Study rooms
BFA Studio Space
If the library was open later consistently, I would be more inclined to use it as a primary study place
Student Union Building
Student lounge
Innovative center (honors building) or Naraghi
Student lounge
Classroom
While commuting to campus.
I said i never used the library. It is always hot and noisy in there.
The commons in Niraghi
Safeway because it's 24hours
Home
Car
Computer Labs
I do not study late into the evening
UC merced
in other buildings depending on where my classes are
Naraghi study room
GIS Lab
Hookah lounge
Honours Building
Barnes n Noble
I do not study late in the evenings.

The commons
University Honors Program Lounge
lab
Commons
Naraghi
student lounge
Learning Services
Safeway
Late night/early morning at work (before shift)
In my department
DBH
Naraghi Hall
I don't study at night
The Grill on Campus
Local library
Lodi Public Library
MSR
Honors Building
Student Lounge
Student Lounge next to Student Union
public library
Naraghi building
CSU Stanislaus Grill/ Cafeteria
Game Room
Outdoors
Honors Building
student lounge

Q9 - Do you have access to the internet at home?



#	Answer	%	Count
1	Yes - high speed (e.g. wired DSL/Cable)	89.86%	1311
2	Yes - cellular data/cell phone only	6.92%	101
3	No	2.47%	36
4	Other	0.75%	11
	Total	100%	1459

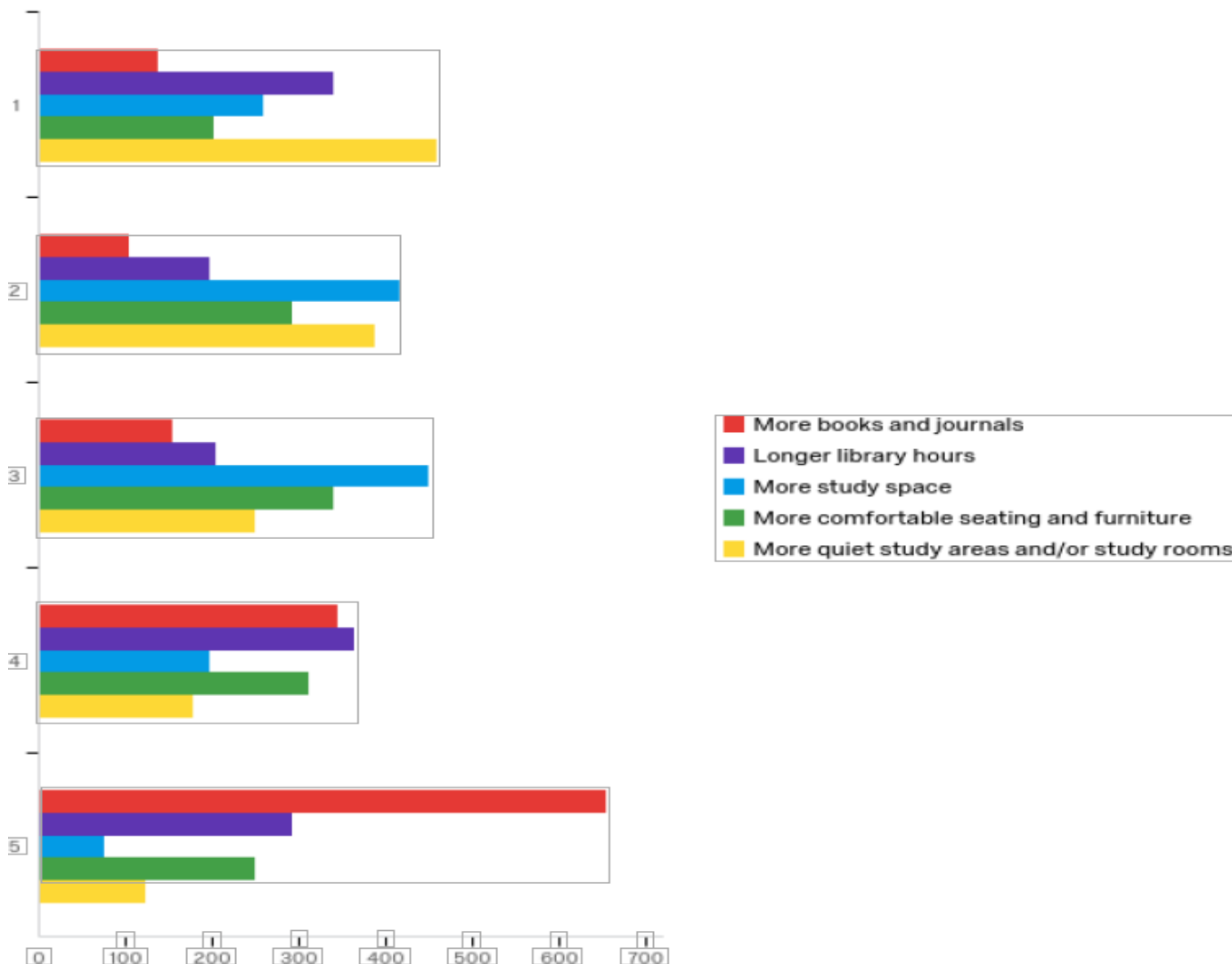
Other

Other
The dorms wifi
yes-bad
the internet at school has a better connection
dorms wifi
sometimes
Wifi at Dorms is not very fast
As of now I do, but I did not for the first two months of the semester.
Live in dorms
dorms wi fi
Cell phone and wifi at home

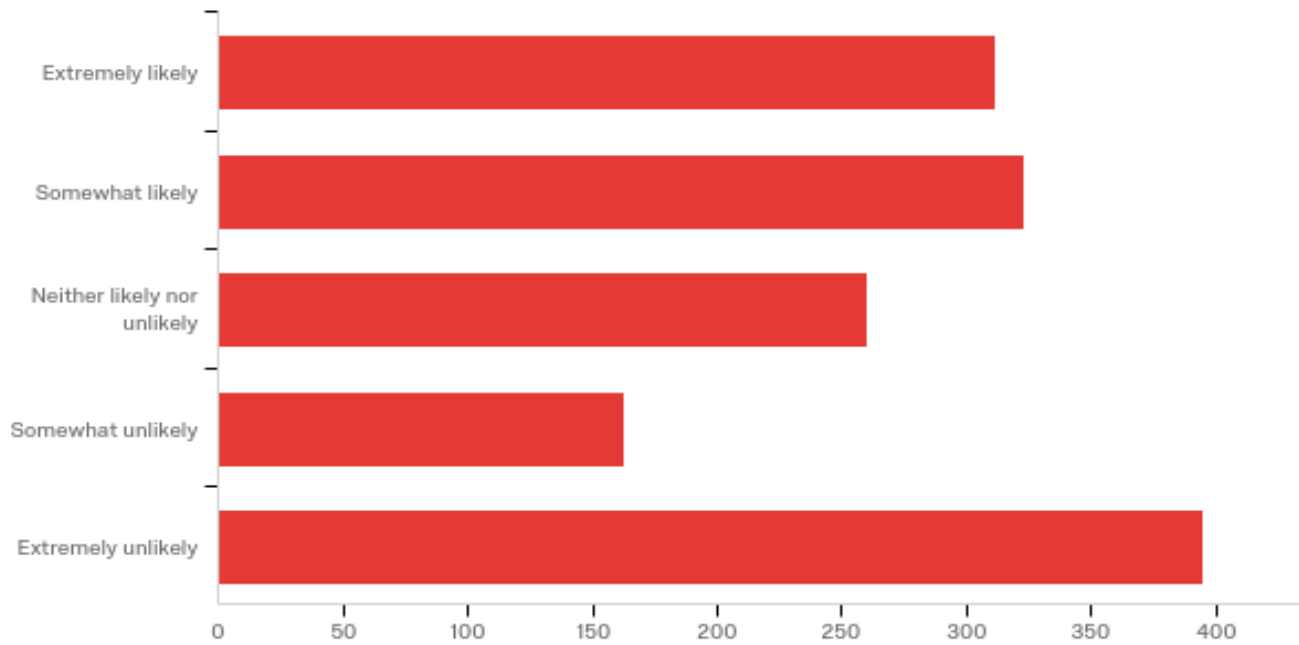
Q10 - Rank the following items from 1 to 5 with 1 being the most important to you.

To rank the listed items drag and drop each item.

#	Question	1	2	3	4	5					
1	More books and journals	9.88%	138	7.44%	104	10.95%	153	24.77%	346	46.96%	656
2	Longer library hours	24.34%	340	14.03%	196	14.60%	204	26.06%	364	20.97%	293
3	More study space	18.54%	259	29.85%	417	32.21%	450	14.10%	197	5.30%	74
4	More comfortable seating and furniture	14.39%	201	20.97%	293	24.41%	341	22.33%	312	17.90%	250
5	More quiet study areas and/or study rooms	32.86%	459	27.70%	387	17.82%	249	12.74%	178	8.88%	124
	Total	Total	1397	Total	1397	Total	1397	Total	1397	Total	1397

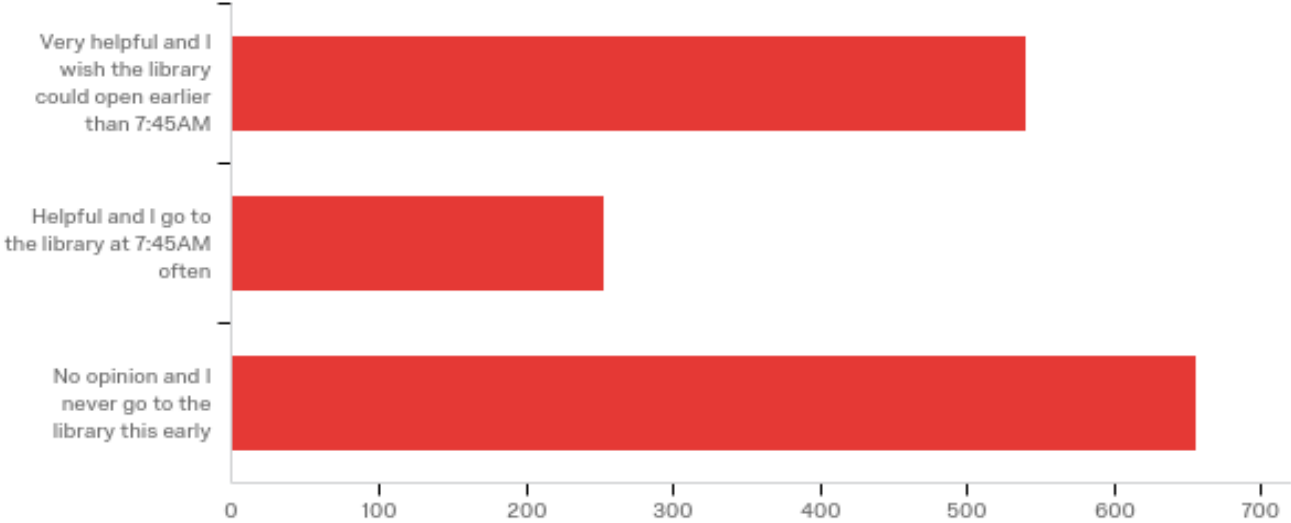


Q11 - Currently the University Library is open until midnight Monday through Thursday. If the library were to extend their open hours, how likely would you stay past midnight?



#	Answer	%	Count
1	Extremely likely	21.47%	312
2	Somewhat likely	22.23%	323
3	Neither likely nor unlikely	17.89%	260
4	Somewhat unlikely	11.22%	163
5	Extremely unlikely	27.19%	395
	Total	100%	1453

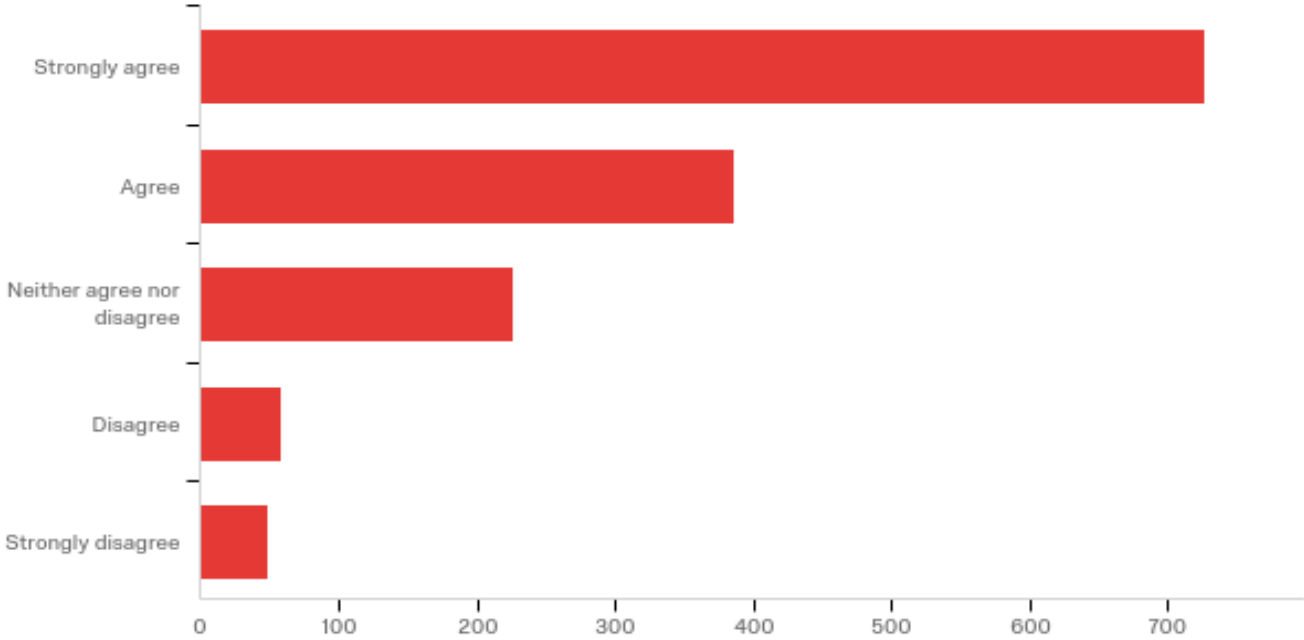
Q12 - Currently the library opens at 7:45AM Monday through Friday. How helpful is opening at 7:45AM to your schedule?



#	Answer	%	Count
1	Very helpful and I wish the library could open earlier than 7:45AM	37.28%	541
2	Helpful and I go to the library at 7:45AM often	17.51%	254
3	No opinion and I never go to the library this early	45.21%	656
	Total	100%	1451

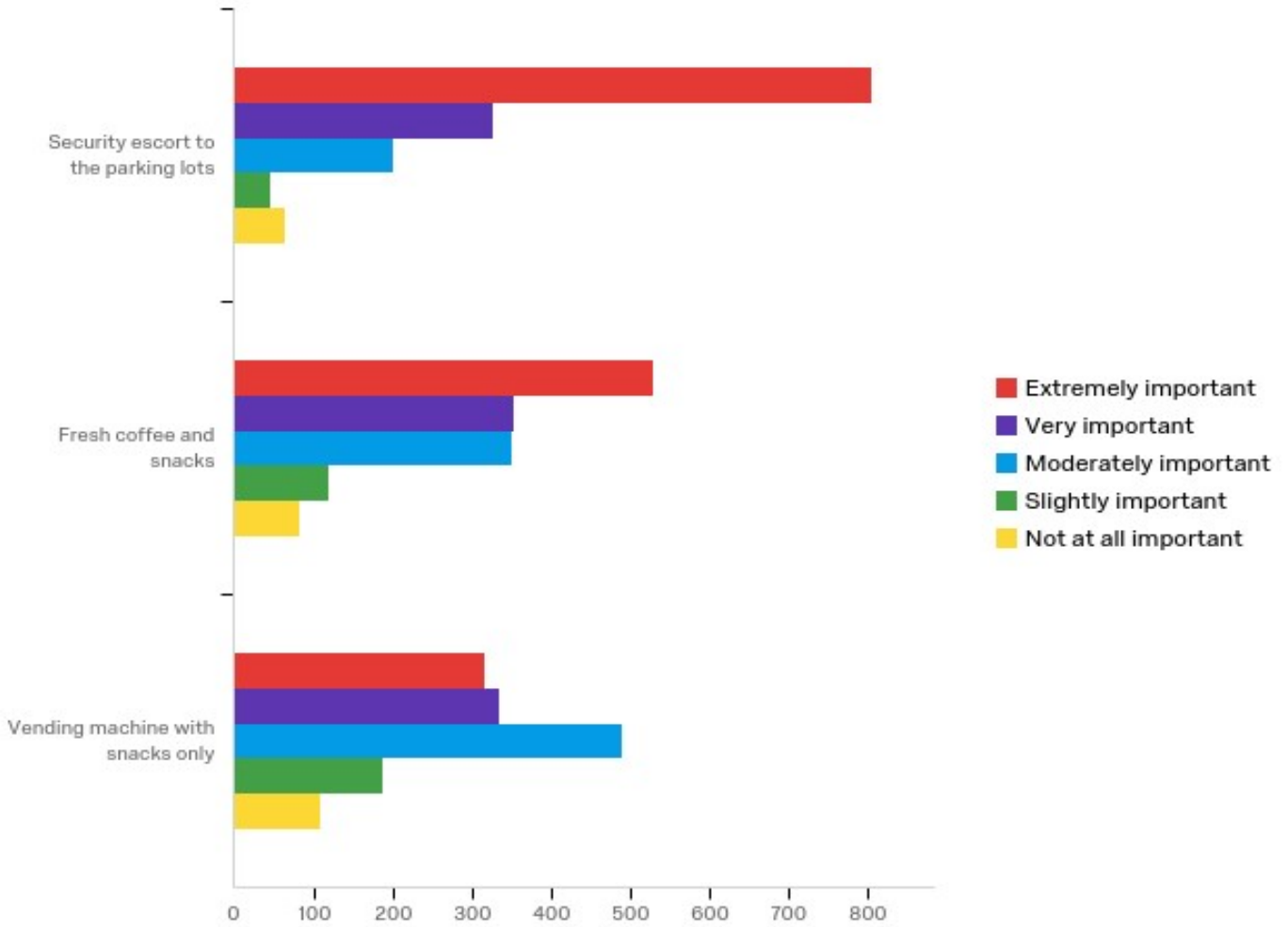
Q13 - Please indicate the extent to which you agree or disagree with the following statement:

During midterms and finals, I would definitely utilize longer open library hours.



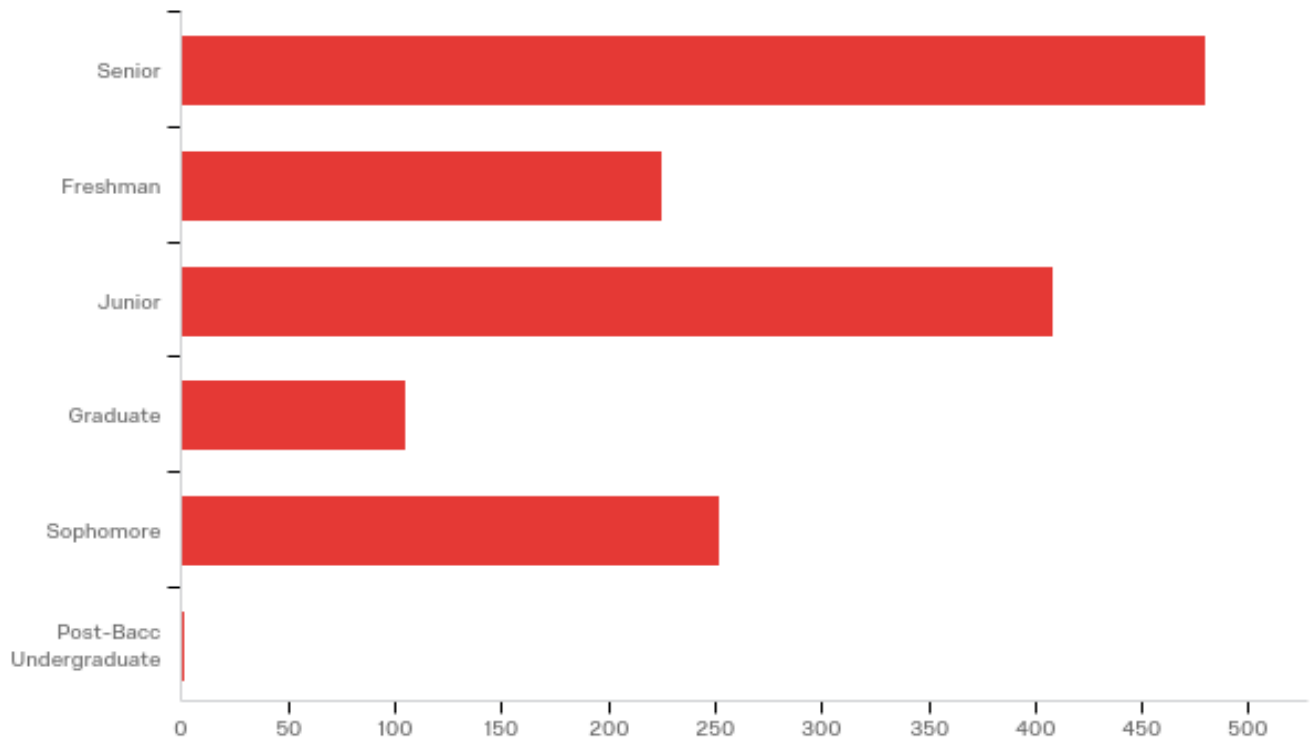
#	Answer	%	Count
1	Strongly agree	50.21%	727
2	Agree	26.73%	387
3	Neither agree nor disagree	15.68%	227
4	Disagree	4.07%	59
5	Strongly disagree	3.31%	48
	Total	100%	1448

Q14 - When staying late at the library, how important are the following?



#	Question	Extremely important		Very important		Moderately important		Slightly important		Not at all important	
1	Security escort to the parking lots	48.70%	806	32.19%	327	19.31%	201	12.99%	46	25.20%	64
2	Fresh coffee and snacks	32.08%	531	34.74%	353	33.62%	350	34.18%	121	32.28%	82
3	Vending machine with snacks only	19.21%	318	33.07%	336	47.07%	490	52.82%	187	42.52%	108
	Total	Total	1655	Total	1016	Total	1041	Total	354	Total	254

Academic Level



Answer	%	Count
Senior	32.61%	480
Freshman	15.29%	225
Junior	27.72%	408
Graduate	7.13%	105
Sophomore	17.12%	252
Post-Bacc Undergraduate	0.14%	2
Total	100%	1472

Primary Major

Answer	%	Count
Communication Studies (ORCM-BA-UB)	0.07%	1
Mathematics (MATH-BA-UB)	1.02%	15
Mathematics (MATH-BS-UB)	0.48%	7
Agricultural Studies (AGST-BA-UB)	0.68%	10
Nursing (NURS-BS-UB)	2.72%	40
Criminal Justice (CJ---BA-UB)	7.40%	109
Business Administration (BUS--BS-UB)	11.48%	169
Child Development (CHDV-BA-UB)	2.24%	33
Sociology (SOCL-BA-UB)	4.76%	70
English (ENGL-MA-PM)	0.41%	6
Business Administration (BUS--MB-PM)	0.34%	5
Ethnic Studies (ETHS-BA-UB)	0.14%	2
Undeclared (0000-00-UB)	2.85%	42
Theatre Arts (THEA-BA-UB)	0.07%	1
Undeclared (PPRN-BS-UB)	1.97%	29
Physics (PHYS-BS-P2)	0.07%	1
Physics (PHYS-BS-UB)	0.20%	3
Political Science (PSCI-BA-UB)	1.09%	16
Pre-Nursing (PREN-BS-UB)	2.58%	38
Educational Leadership (EDEL1DE-DC)	0.27%	4
Music (MUS--BA-UB)	0.14%	2
Music (MUS--BM-UB)	0.27%	4
Ecology and Sustainability (ECSU-MS-PM)	0.07%	1

Psychology (PSYC-BA-UB)	12.30%	181
Liberal Studies (LIBS-BA-UB)	9.24%	136
Social Sciences (SSCI-BA-UB)	1.15%	17
Education (EDUC-MA-PM)	0.82%	12
Psychology (PSYC-MA-PM)	0.20%	3
Psychology (PSYC-MS-PM)	0.68%	10
Educational Leadership (EDEL-DE-DC)	0.14%	2
Economics (ECON-BA-UB)	0.27%	4
Social Work (SW--MW-PM)	2.58%	38
Physical Sciences (PHSC-BA-UB)	0.07%	1
History (HIST-BA-UB)	1.36%	20
History (HIST-MA-PM)	0.20%	3
CourseMatch Concurrent Enrollee (CRSM-00-UT)	0.07%	1
Kinesiology (PHED-BA-UB)	5.16%	76
Gender Studies (GEND-BA-UB)	0.07%	1
Spanish (SPAN-BA-UB)	1.09%	16
Public Administration (PADM-MP-PM)	0.68%	10
Cognitive Studies (COGS-BA-UB)	0.14%	2
Undeclared (PPHE-BA-UB)	0.41%	6
Anthropology (ANTH-BA-P2)	0.07%	1
Anthropology (ANTH-BA-UB)	0.68%	10
Philosophy (PHIL-BA-UB)	0.07%	1
Computer Science (CS---BS-UB)	1.97%	29
Nursing (NURS1BS-UB)	0.07%	1
Art (ART--BA-UB)	1.09%	16
Art (ART--BF-UB)	0.54%	8
Communication Studies (COMM-BA-UB)	3.40%	50
Chemistry (CHEM-BA-UB)	0.54%	8
Chemistry (CHEM-BS-UB)	0.68%	10
Education (EDMC-MC-PM)	0.48%	7
Total	100%	1472