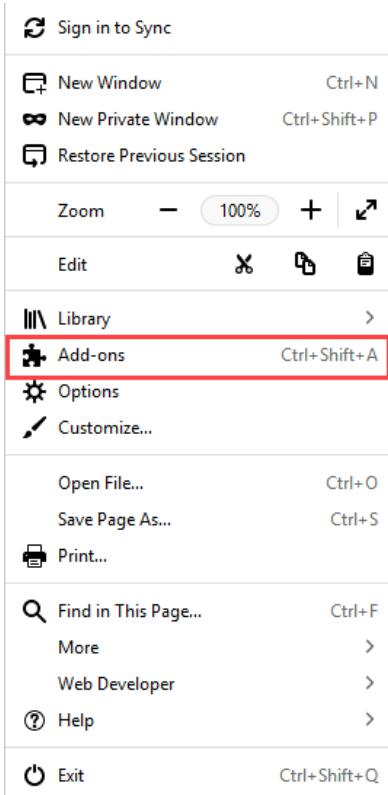


Firefox Flash Player Settings:

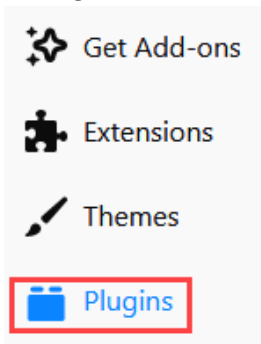
- Click on the Settings menu in the right-hand corner of the browser window



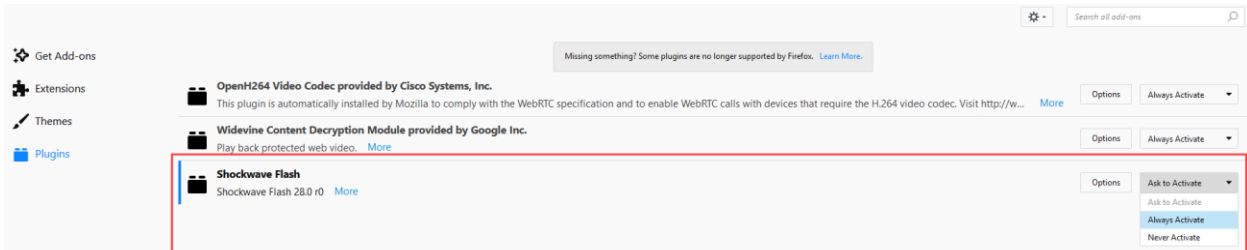
- Go to Add-ons



- Select Plugins



- Look for Shockwave Flash and in the dropdown, select Ask to Activate (if not already selected)



- If Flash Player is not yet installed, you will be taken to the Adobe Flash Player website and given instructions on how to download and install the application. Here is the link to that website:

<https://get.adobe.com/flashplayer/>